




LEGEND

- Multiple Dwelling Site Boundary
- 
Minimum Building Setback Area
 Minimum 2.5m setback to Leadwort Circuit as indicated
 Minimum 1.5m setback to side boundaries as indicated
 Minimum 1.5m setback to Myrtlewood Crescent as indicated
 Minimum 1.0m rear setback to common property access lane as indicated
 Minimum 3.0m rear setback and 1.5m side setback to POS as indicated
- 
Garage / Carport Side Setback
 Nil or otherwise minimum 1.0m setback to garage wall / carport
- 
Location of Garage / Carport
 Minimum 0.5m setback to common property
 Minimum nil setback to side boundaries as indicated or otherwise
 minimum 1.0m side setback to garage wall / carport

Lot 13726 - Setbacks Plan
 Zuccoli Stage 2 Design Guidelines (MD Lots)